



Determine which fraction goes in the middle to make the comparison true.

**Answers**

1)  $\frac{1}{8}$  < ( ? ) <  $\frac{2}{6}$

$\frac{1}{2}$        $\frac{5}{6}$

$\frac{2}{8}$        $\frac{7}{8}$

2)  $\frac{1}{6}$  < ( ? ) <  $\frac{3}{6}$

$\frac{6}{8}$        $\frac{4}{6}$

$\frac{1}{3}$        $\frac{5}{8}$

3)  $\frac{1}{4}$  < ( ? ) <  $\frac{3}{8}$

$\frac{3}{4}$        $\frac{1}{8}$

$\frac{2}{6}$        $\frac{5}{8}$

4)  $\frac{2}{6}$  < ( ? ) <  $\frac{3}{6}$

$\frac{5}{6}$        $\frac{3}{8}$

$\frac{6}{8}$        $\frac{1}{4}$

5)  $\frac{1}{6}$  < ( ? ) <  $\frac{3}{8}$

$\frac{2}{4}$        $\frac{7}{8}$        $\frac{3}{4}$        $\frac{1}{3}$

6)  $\frac{3}{6}$  < ( ? ) <  $\frac{3}{4}$

$\frac{5}{8}$        $\frac{2}{6}$        $\frac{1}{6}$        $\frac{7}{8}$

7)  $\frac{2}{8}$  < ( ? ) <  $\frac{4}{8}$

$\frac{1}{3}$        $\frac{4}{6}$

$\frac{6}{8}$        $\frac{1}{6}$

8)  $\frac{2}{8}$  < ( ? ) <  $\frac{3}{8}$

$\frac{1}{3}$        $\frac{1}{8}$

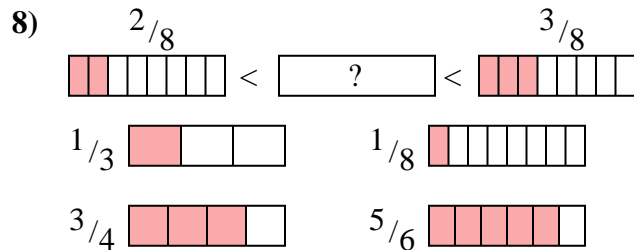
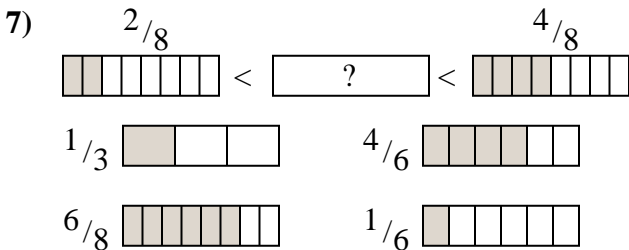
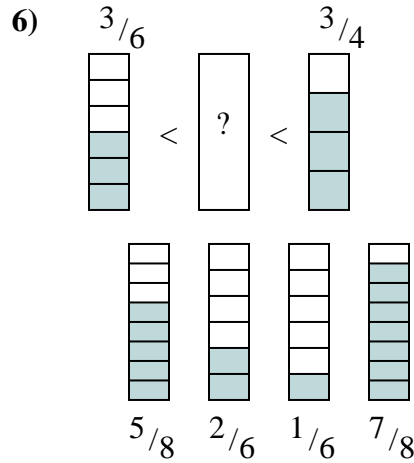
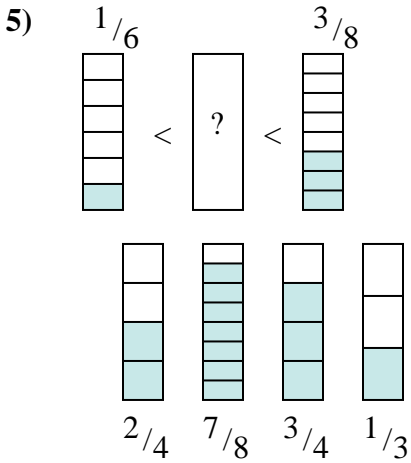
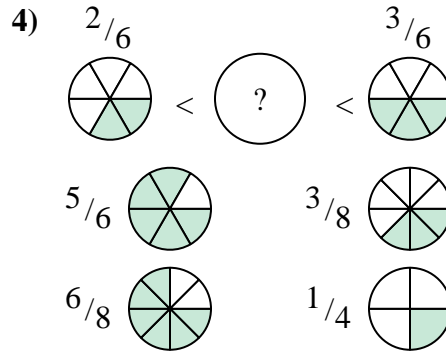
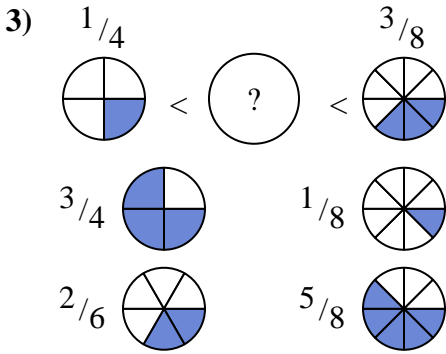
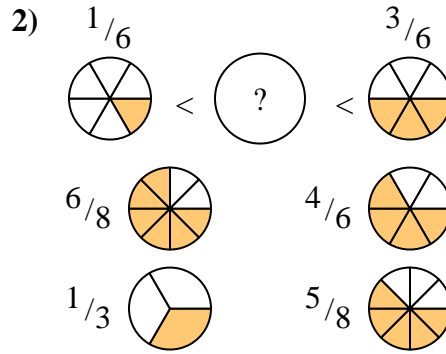
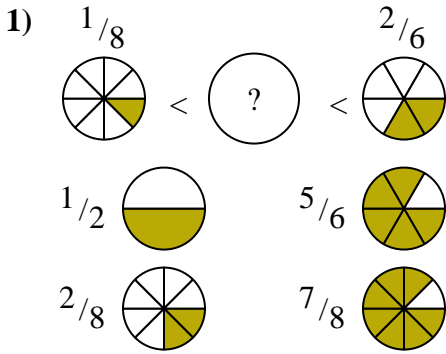
$\frac{3}{4}$        $\frac{5}{6}$

1. \_\_\_\_\_
2. \_\_\_\_\_
3. \_\_\_\_\_
4. \_\_\_\_\_
5. \_\_\_\_\_
6. \_\_\_\_\_
7. \_\_\_\_\_
8. \_\_\_\_\_



Determine which fraction goes in the middle to make the comparison true.

**Answers**



1.  $\frac{2}{8}$
2.  $\frac{1}{3}$
3.  $\frac{2}{6}$
4.  $\frac{3}{8}$
5.  $\frac{1}{3}$
6.  $\frac{5}{8}$
7.  $\frac{1}{3}$
8.  $\frac{1}{3}$